





# Occupants information

## Information on your Renovent Sky appliance

Congratulations on your Brink balanced ventilation system! This system contributes to a healthy, comfortable living environment. The fresh air supply and the foul air exhaust are balanced. The air flows do not mix, but they remain separate. Foul, humid air and unpleasant odours are removed while the warmth remains. That means you do not waste any energy. This information sheet tells you more about your Renovent Sky appliance and how Brink enables you to surround yourself with fresh air.

### How to ventilate sensibly?

Ventilating sensibly means always ventilating 24/7 at the right rate. How much to ventilate exactly depends for instance on your presence and your activity. The Renovent Sky has four ventilation modes:

-  Absence mode; prolonged absence, for instance during holidays
-  Reduced presence; temporary absence, for instance for work or a day out
-  Normal presence
-  Increased presence or cooking/showering mode



### Can I open a window?

Yes, of course! But it is not necessary for a properly ventilated dwelling. If the home gets hot in summer, additional ventilation may still be pleasant. Yet of course if you open the windows in the heating season while it is much colder outside than what you want inside, it does cost additional energy.

### What to do in an emergency?

In case of an emergency such as a major fire or escaping toxic substances, the authorities recommend to stay indoors and close windows and doors. If you receive such an advice, you should switch off your ventilation system. For that purpose you may use the emergency switch in the fuse box or pull the appliance plug from the mains. It is not harmful to cease ventilating temporarily, the home contains sufficient oxygen for a limited period.

Is it not possible to switch off your ventilation system for any reason? Then put the appliance in the lowest mode.

## What maintenance is required?

To maintain optimum comfort, it is important to properly maintain your Renovent Sky.

### Cleaning filters

The unit contains two filters. One filter filters the outdoor air, the other protects the unit. To permanently ensure proper operation of the ventilation system, the filters must be cleaned regularly. As soon as the filters must be cleaned, the message 'filter' will appear on the control module display. The red indicator, if fitted, will also light up on the multiple switch. You can download the installation instructions for cleaning the filters from [www.brinkclimatesystems.nl/downloads](http://www.brinkclimatesystems.nl/downloads). During the first weeks after completion of your new home, we recommended to clean your filters more often than periodically indicated. This is very important because of the building dust present.

### Replacing filters and other maintenance

The unit should be serviced regularly. We recommended to replace the filters with genuine Brink filters at least twice a year. You can easily order these from [www.brinkairshop.nl](http://www.brinkairshop.nl).



For other maintenance, such as servicing the unit and cleaning parts, you can take out a maintenance contract with your installer.

### Be sure to keep the air trap sealed.

During the summer period, the air trap at your appliance may dry out and cause the release of a foul odour from the sewer system. You can prevent that by regularly topping up the air trap with water.

## Control options

The ventilation levels of the Renovent Sky can be controlled with the Air Control or the multiple switch:

- The **Air Control** also features clock control, filter notification and boost mode. These offer convenience, comfort and energy savings.



- The **multiple switch with filter indication** has a 30-minute boost setting. This can be activated by holding the switch in position 3 for less than 2 seconds and immediately turning it back to position 1 or 2. Boost mode can be reset by holding the switch to position 3 for longer than 2 seconds or by switching it to position 4.



### Additional operating options

There are various additional options for controlling the Renovent Sky. Choose the solution that best fits your comfort wish. The options are listed below:

- You can easily mount the **wireless remote control** yourself without additional electrical provisions, for instance in the

bathroom. It includes an RF transmitter with two or four settings and an RF receiver.

- The Plus version of the unit allows you to **control the air quality automatically** with a CO<sub>2</sub> sensor and/or a humidity sensor (RH sensor). The first one adjusts the ventilation rate to the presence of CO<sub>2</sub>. The second one will detect a sudden increase of the relative humidity due to, for instance, cooking or showering. The sensors prevent that you ventilate too much or at the wrong moments, and that saves energy. The Renovent Sky adjusts to the way you use your home. That guarantees the air quality and, as a result, your well-being.

- **Brink Home** allows you to control and read out the ventilation system from anywhere in the world using a smart phone, tablet or PC. Turning down the ventilation from wherever you are because you forgot to do so when you left in a hurry or noticing from the office that it would be wise to call in the installer to service the system. You can, with Brink Home.

